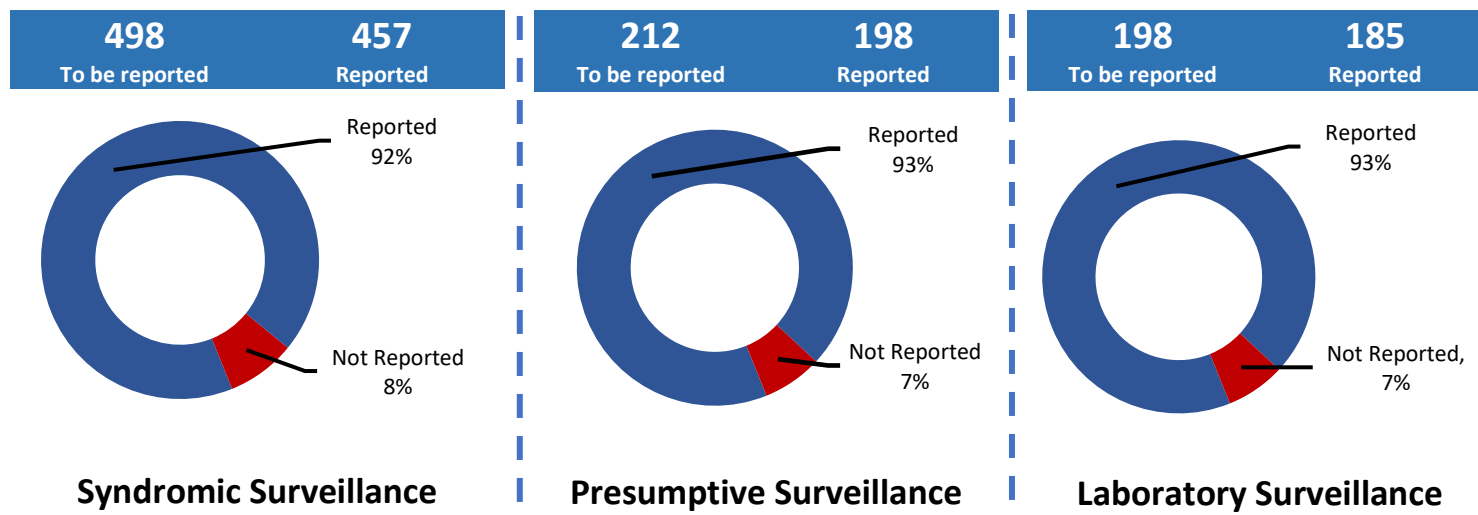


# Monthly Bulletin

Reporting period: 1<sup>st</sup> June 2024 to 30<sup>th</sup> June 2024  
Integrated Health Information Platform (IHIP)

## 1. Reporting Status of the Health Facilities, Meghalaya



### Top 3 districts in data consistency and case reporting

District	S-Form	P-Form	L-Form	Case Reporting	Total Score
East Khasi Hills	99.2%	99.6%	99.1%	86.5%	96.1%
East Jaintia Hills	94.6%	99.6%	98.5%	74.5%	91.8%
South West Garo Hills	93.0%	97.5%	93.5%	76.0%	90.0%

### Bottom 3 districts in data consistency and case reporting

District	S-Form	P-Form	L-Form	Case Reporting	Total Score
West Garo Hills	88.9%	83.6%	82.4%	63.5%	79.6%
North Garo Hills	87.9%	93.0%	89.7%	60.0%	82.6%
South West Khasi Hills	89.6%	86.7%	80.7%	78.5%	83.9%

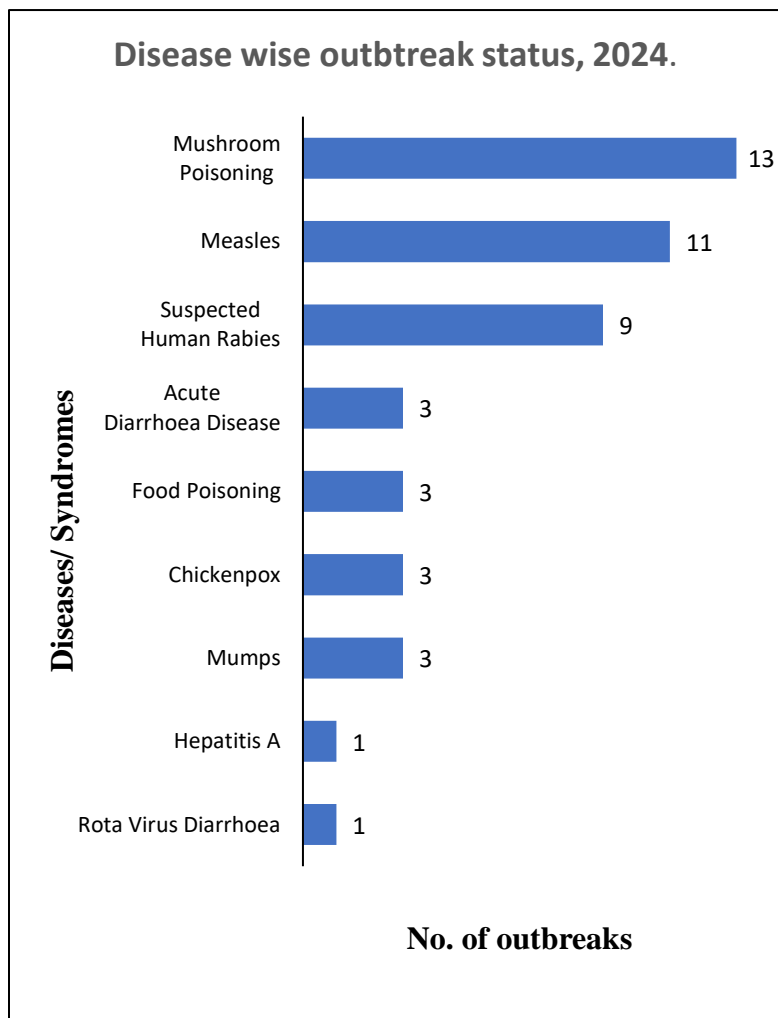
## 2. IDSP Outbreak Summary, Meghalaya

**Period:**  
01<sup>st</sup> Jan – 30<sup>th</sup> June 2024

**57**  
Event Alerts

**15**  
Ongoing outbreaks

**47**  
Outbreaks

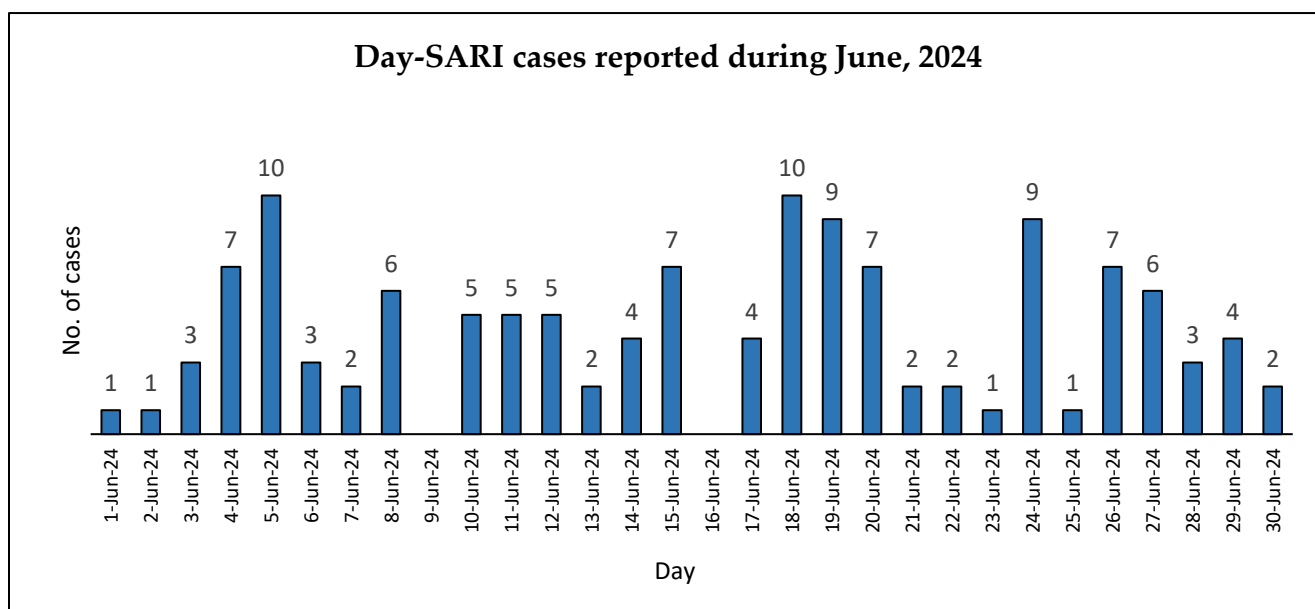
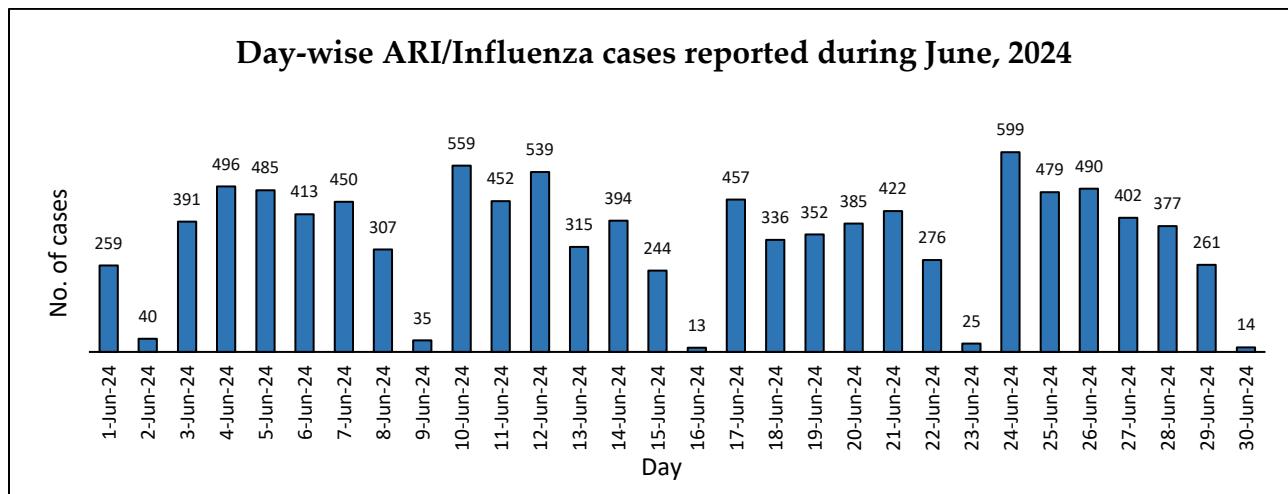


District name	No. of outbreaks reported
Meghalaya	47
Eastern West Khasi Hills	3
East Garo Hills	2
East Jaintia Hills	4
East Khasi Hills	15
North Garo Hills	0
Ri-Bhoi	2
South Garo Hills	0
South West Garo Hills	0
South West Khasi Hills	3
West Garo Hills	3
West Jaintia Hills	11
West Khasi Hills	4

### Recommendation:

1. Strengthen surveillance by improving the quality of reporting from reporting units, identifying early warning signals, and assessing the potential for disease outbreaks, especially in districts with no reported outbreaks.

### 3. Influenza Surveillance



Month	No. of sample tested	H1N1	H3N2	COVID-19
April-24	20	1	0	0
May-24	0	0	0	0
June-24	0	0	0	0

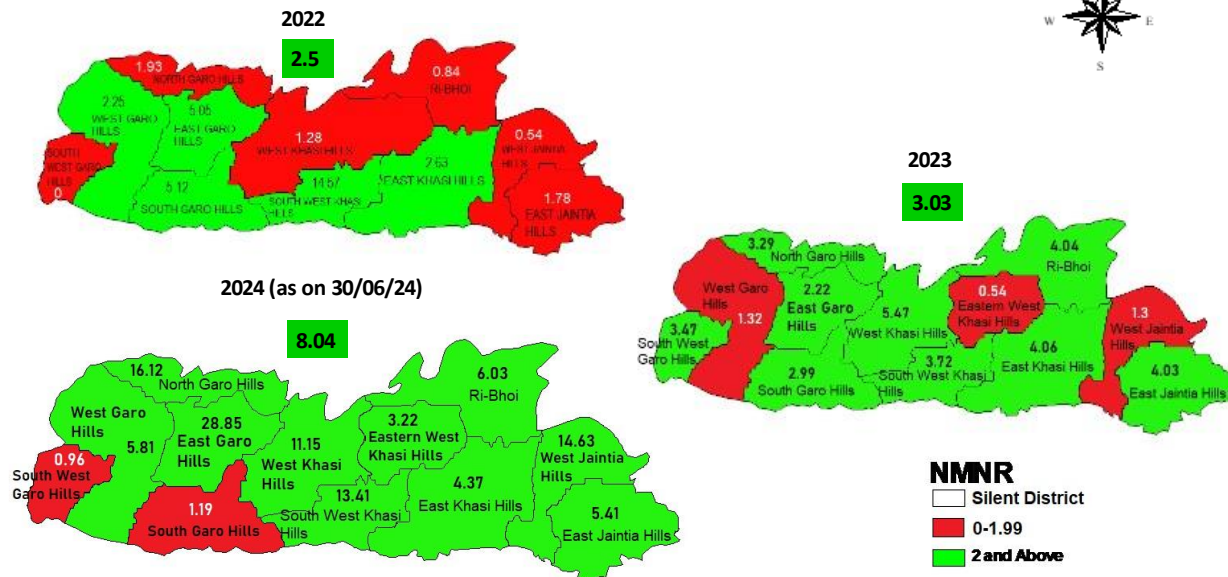
## 4. Vaccine Preventable Diseases (VPD) Surveillance

### 4.1 Fever with Rash Surveillance (Measles & Rubella), Data as on 30/06/2024

Total Lab confirmed outbreak: 11 (EKH-5, WJH-2, SWKH-2, WGH=1, WKH=1)

District Name	Total FR	Measles Cases				Rubella Cases			Negative Cases	No. of cases pending for classification	NMNR Rate
		Lab Confirmed	Epi-linked	Clinically Compatible	Total Measles Positive	Rubella	Epi-linked	Total Rubella Positive			
EAST GARO HILLS	35	1	0	2	3	0	0	0	28	4	28.85
EAST JAINTIA HILLS	13	5	0	3	8	0	0	0	5	0	5.41
EAST KHASI HILL	77	29	14	3	46	0	0	0	22	9	4.37
EASTERN WEST KHASI HILLS	4	1	0	0	1	0	0	0	3	0	3.22
NORTH GARO HILLS	22	0	0	0	0	1	0	1	18	3	16.12
RI-BHOI	23	10	2	0	12	0	0	0	10	1	6.03
SOUTH GARO HILLS	1	0	0	0	0	0	0	0	1	0	1.19
SOUTH WEST GARO HILLS	9	1	0	5	6	1	0	1	1	1	0.96
SOUTH WEST KHASI HILLS	32	20	2	0	22	0	0	0	9	1	13.41
WEST GARO HILLS	26	7	0	0	7	0	0	0	17	2	5.81
WEST JAINTIA HILLS	60	19	0	4	24	1	0	1	27	9	14.63
WEST KHASI HILL	24	11	0	1	12	0	0	0	12	0	11.15
State Total	326	104	18	18	140	3	0	3	153	30	8.04

### Non-measles non rubella rate

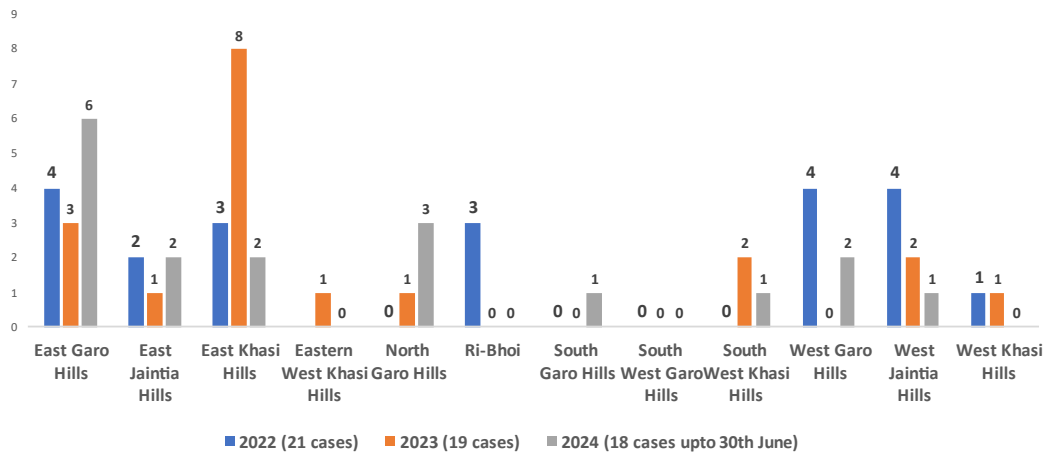


**Recommendations:**

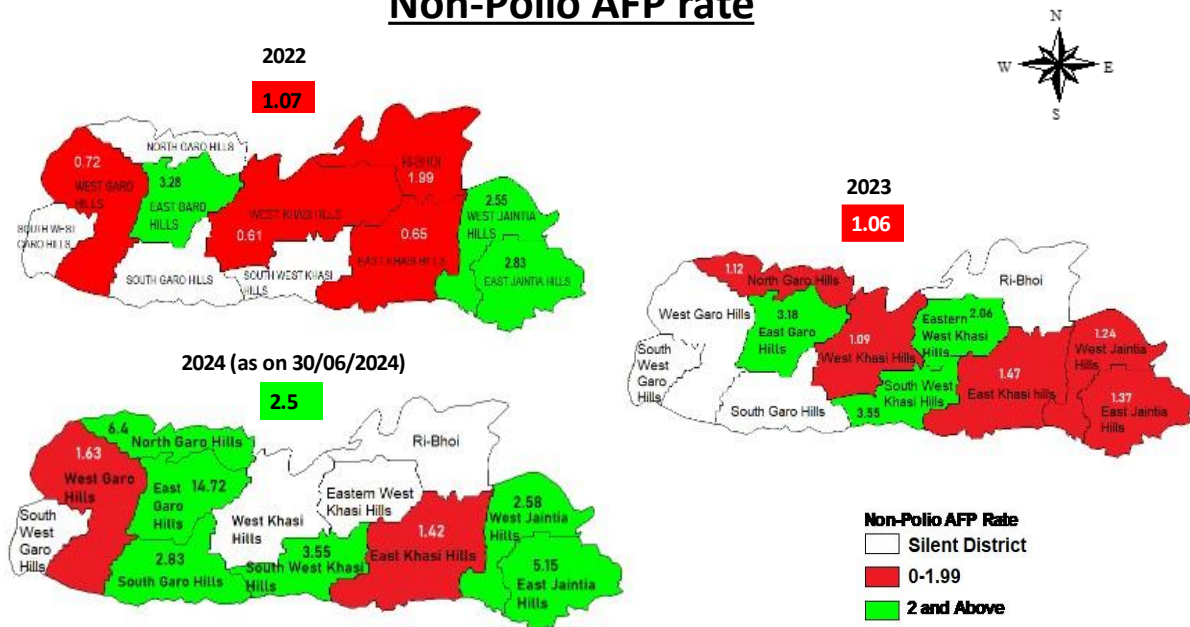
1. Strengthening fever with rash surveillance in all districts
2. Active cases search in the community to identify more cases after an outbreak
3. Outbreak response immunization following lab confirmed outbreak (Additional MR vaccine dose and Vitamin A supplementation) as per the Govt of India guidelines
4. Achieving 95% coverage of MR 1 & 2 vaccine for all eligible children

**4.2 Acute Flaccid Paralysis (AFP) Surveillance, Data as on 30/06/2024**

**AFP REPORTING**

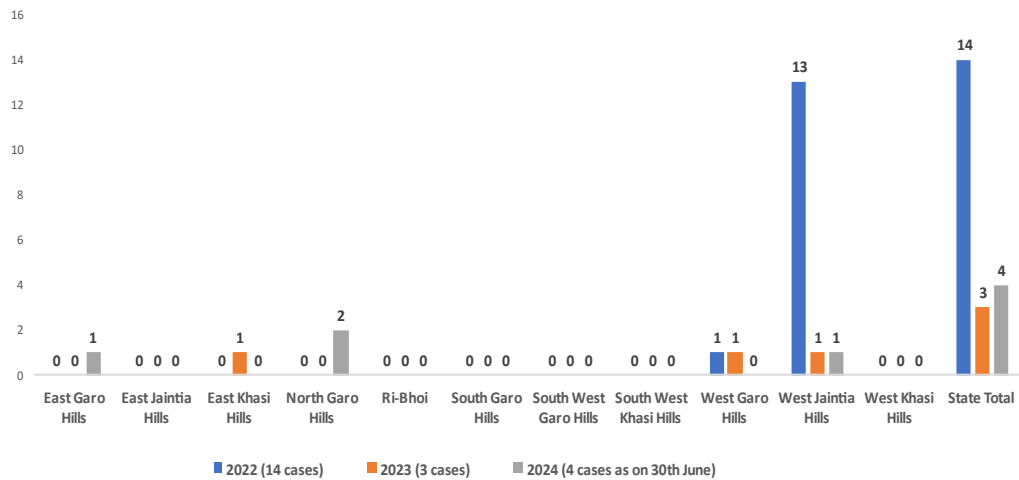


## Non-Polio AFP rate



## 4.3 Diphtheria, Pertussis & Neonatal Tetanus (DPT) Surveillance, Data as on 30/06/2024

### DPT REPORTING



## 5. Animal Bites Surveillance, data as on 30/06/2024

Total Dog Bite Cases in 2024  
(Jan-Jun)

**8353**

Total Category III Dog Bite  
Cases in 2024 (Jan-Jun)

**2846**

Clinically Confirmed Rabies  
Death Cases in 2024 (Jan-Jun)

**10**

District	Allocation of ARV in doses, April 2024	Allocation of ARS in doses, March 2024	Apr-2024		May-2024		June-2024	
			No. of Dog bite cases	Human Rabies	No. of Dog bite cases	Human Rabies	No. of Dog bite cases	Human Rabies
East Garo Hills	1300	1250	67	0	85	1	61	0
East Jaintia Hills	1300	1250	107	0	97	0	70	0
East Khasi Hills	4000	2428	532	0	604	0	491	0
North Garo Hills	600	1000	52	0	52	0	33	0
Ri Bhoi	1300	1250	135	0	111	0	81	0
South Garo Hills	1300	1000	64	0	17	1	10	0
South West Garo Hills	1300	1000	46	0	52	0	42	0
South West Khasi Hills	600	1000	26	0	37	0	19	0
West Garo Hills	1300	2000	86	0	75	0	78	0
West Jaintia Hills	3000	2000	179	0	209	2	138	0
West Khasi Hills	1000	1250	118	0	70	1	57	0
<b>Total</b>	<b>1700</b>	<b>15428</b>	<b>1412</b>	<b>0</b>	<b>1409</b>	<b>5</b>	<b>1080</b>	<b>0</b>

### Recommendation:

1. Ensuring the availability of Anti Rabies Vaccine and Anti Rabies Serum for all animal bite victims at all levels of health facilities.
2. Enhance intersectoral coordination among the Medical, Veterinary, and Municipal sectors for a joint response to the mass dog vaccination program, awareness and rabies outbreaks.
3. Organize Joint Steering Committee meetings in districts for Rabies Elimination involving all concerned departments.

**Noted: ARV and ARS are available free of cost in all Public Health Facilities up to the PHC level**

## 6. Glimpse of IDSP public health activities at the field for the month of June 2024



Cases search at Langpih Village, West Khasi Hills district during Measles outbreak investigation.



Food poisoning cases admitted at Mairang Civil Hospital during the outbreak investigation.



Outbreak investigation by RRT EJHD along with MO IC Sutnga CHC at Sutnga CHC and Krem myrsiang village. 12 cases were identified.



Monitoring and supervising the Public Health Laboratory at Nongstoin Civil Hospital by the Surveillance Team, IDSP to strengthen the testing facilities with regard to infectious diseases.





Collection of serum sample in Krang village during Measles Outbreak Investigation



Active Surveillance during the Measles Outbreak Investigation in Jarain village under Khatarshnong PHC



Vitamin A supplementation to suspected Measles cases in Jarain village under Khatarshnong PHC



A chickenpox case in Krang village detected during the Chickenpox Outbreak Investigation